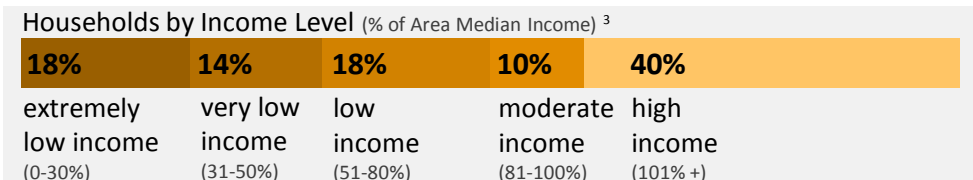
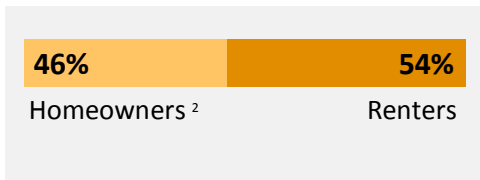


# Housing & Health in Los Angeles County: A Data Snapshot

Housing is essential to health and well-being. Unaffordable, unstable, and poor quality housing are closely connected to health problems and inequities. Meanwhile, housing in L.A. County is becoming more out of reach for its residents. While the county minimum wage is \$10.50 per hour, workers need to earn \$40.54 per hour to afford an average 2 bedroom apartment.<sup>1</sup> Cuts in federal and state funding have reduced the county's investment in affordable housing by 62% between 2008 and 2014.

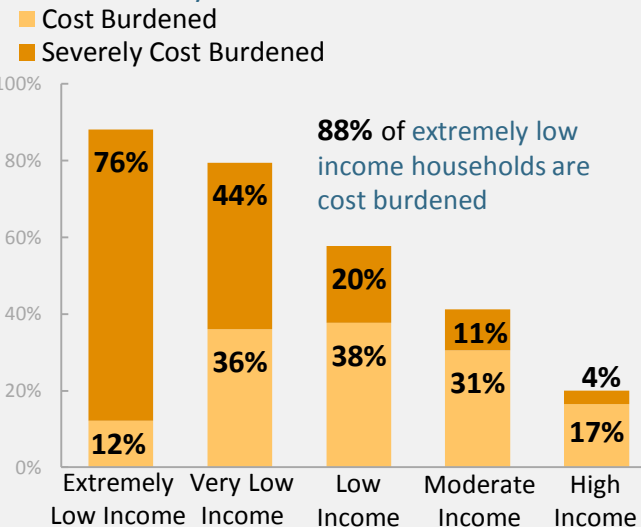
**3,263,069**  
Households in L.A. County<sup>2</sup>



## AFFORDABILITY

**17%** of adults reported **delaying or being unable to pay their mortgage/rent payment** in the past 2 years<sup>4</sup>

### Cost Burden by Income Level<sup>3</sup>



**13%** of subsidized units are **at high risk of losing their affordability** in the next 5 years<sup>5</sup>

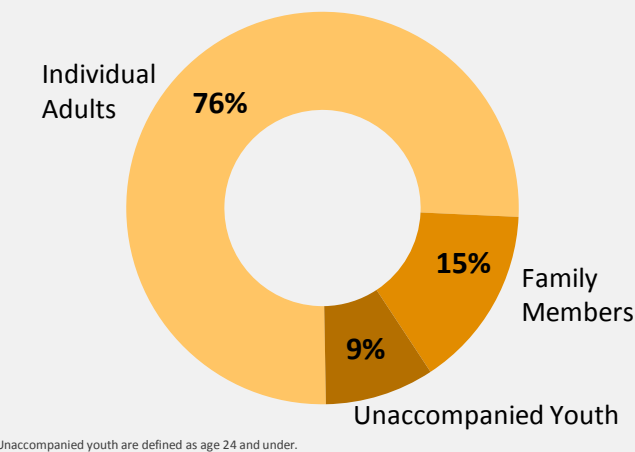
Includes units assisted by HUD, USDA, or CA's LIHTC. Risk assessment provided by CHPC. See methodology for more info.

**4%** of rental units are **vacant**<sup>2</sup>

## STABILITY

**57,794** people are **homeless on any given night**<sup>6</sup>

### Homelessness by Household Type<sup>6</sup>



### Homelessness by Sheltered Status<sup>6</sup>

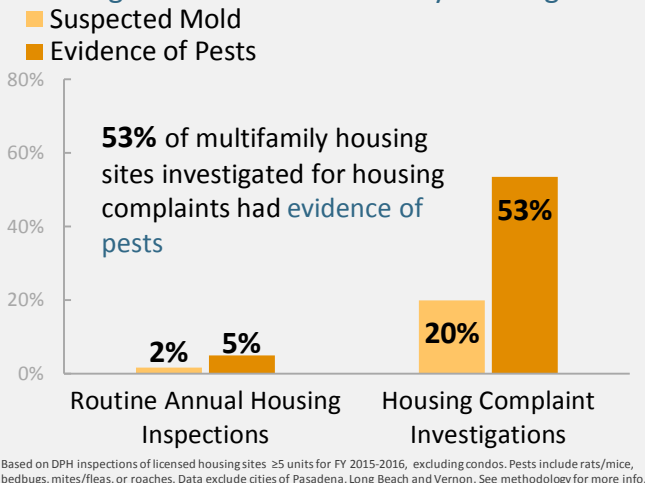


**5%** of adults reported being **homeless or without their own place to live or sleep** in the past 5 years<sup>7</sup>

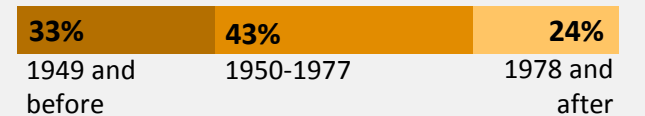
## QUALITY

**7%** of households are **overcrowded** while **5%** are **severely overcrowded**<sup>2</sup>

### Housing Violations in Multifamily Housing Sites<sup>8</sup>



### Residential Housing by Year Built<sup>9</sup>



**76%** of residential housing was **built before lead paint was banned** in 1978

SOURCES: <sup>1</sup> California Housing Partnership (CHPC). Confronting Los Angeles County's Rent and Poverty Crisis: A Call for Reinvestment in Affordable Homes. May 2016. <sup>2</sup> U.S. Census Bureau, 2011-2015 American Community Survey 5-Year Estimates. <sup>3</sup> U.S. Department of Housing & Urban Development, 2009-2013 Comprehensive Housing Affordability Strategy. Analysis by L.A. County DPH Special Projects Unit. <sup>4</sup> L.A. County DPH, Office of Health Assessment & Epidemiology, 2011 L.A. County Health Survey. <sup>5</sup> California Housing Partnership (CHPC), October 2016 Preservation Database. Analysis by L.A. County DPH Special Projects Unit. At risk assessment provided by CHPC. <sup>6</sup> Los Angeles Homeless Services Authority, 2017 Greater L.A. Homeless Count. Glendale and Pasadena Continuums of Care, 2017 Homeless Counts. Long Beach Continuum of Care 2017 Homeless Count. <sup>7</sup> L.A. County DPH, Office of Health Assessment & Epidemiology, 2015 L.A. County Health Survey. <sup>8</sup> L.A. County DPH, Environmental Health Division District Surveillance and Enforcement Branch, FY 2015-2016. <sup>9</sup> U.S. Census Bureau, 2011-2015 American Community Survey 5-Year Estimates. <sup>10</sup> Robert Wood Johnson Foundation. Exploring Social Determinants of Health Issue Brief 2: Housing and Health. September 2008. <sup>11</sup> Housing & Health in Los Angeles County. Social Determinants of Health, Issue 2. Los Angeles: L.A. County Department of Public Health. February 2015. <sup>12</sup> National Coalition for the Homeless. Health Care and Homeless. July 2009. <sup>13</sup> Lanphear BP, Kahn RS, Berger O, et al. Contributions of Residential Exposures to Asthma in U.S. Children & Adolescents. *Pediatrics*, 107(6), 2001. <sup>14</sup> AAP Council on Environmental Health. Prevention of Childhood Lead Toxicity. *Pediatrics* 2016; 138(1):e20161493.

Chief of Staff  
Special Projects Unit



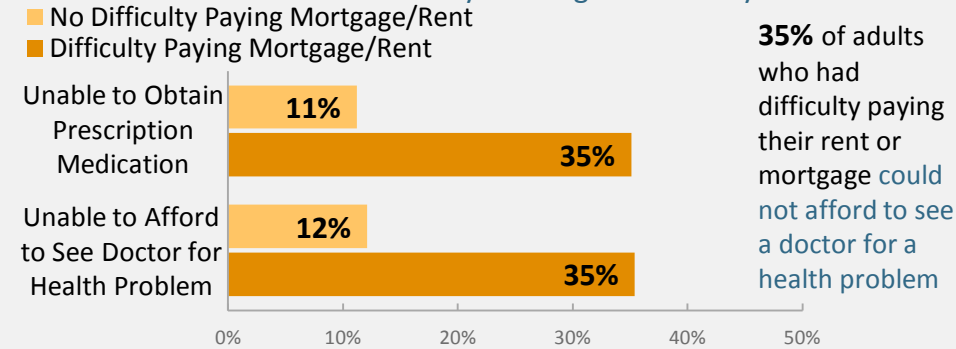
Affordable, quality housing can protect families from health hazards while unaffordable, substandard housing contributes to a multitude of health concerns.<sup>10</sup> In L.A. County, the ability to afford housing as well as a person's history of homelessness reveals relationships between measures of physical and mental wellbeing.<sup>11</sup>

## AFFORDABILITY & HEALTH

Unaffordable housing is associated with difficulty affording health services and proper nutrition as well as higher rates of poor health, current anxiety or stress disorder, and depression.<sup>11</sup>

Lack of affordable housing pushes families into poorer quality housing and neighborhoods with fewer health-promoting resources.<sup>10</sup>

### Unable to Afford Health Services by Housing Affordability<sup>4</sup>



**57%** of adults below 300% of the Federal Poverty Level who had difficulty paying their rent or mortgage are **food insecure**<sup>4</sup>

**compared to**

**21%** who did not have difficulty paying their rent or mortgage

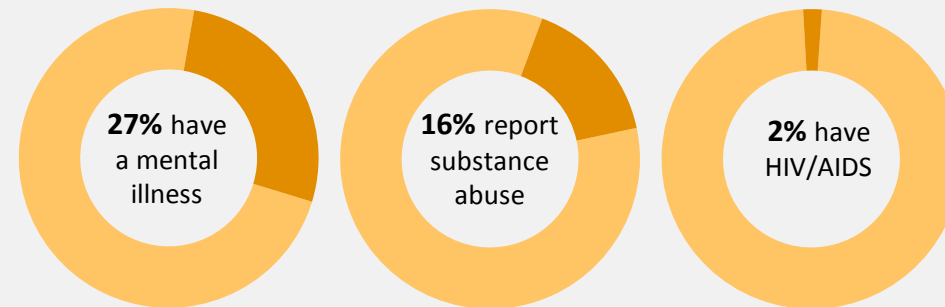
Food insecurity includes reduced quality, variety, desirability, or intake of food.

## STABILITY & HEALTH

Frequent moves are associated with increased levels of depression and anxiety.<sup>10</sup> Individuals with a history of homelessness experience higher rates of poor health, depression, and current anxiety or stress disorder.<sup>11</sup>

Homeless individuals are estimated to have a 26-36 year shorter life expectancy than the general population.<sup>12</sup>

### Prevalence of Health Issues Among the Homeless<sup>6</sup>



**29%** of adults who were homeless or without their own place to live or sleep in the past 5 years were **at risk for major depression**<sup>7</sup>

**compared to**

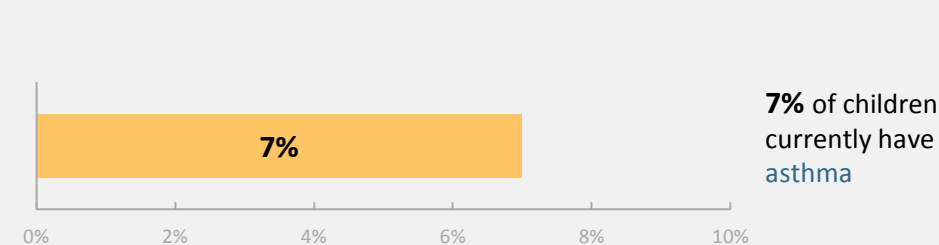
**11%** who were not homeless or without their own place to live or sleep in the past 5 years

## QUALITY & HEALTH

Despite decreases in blood lead concentrations in children over the years, too many still live in older homes with deteriorating lead-based paint and are at risk for lead exposure, cognitive impairment and behavioral problems.<sup>14</sup>

Allergens, such as pests and mold, lead to and worsen asthma among children while overcrowding increases the risk for infectious diseases, respiratory illness, and psychological distress.<sup>10,13</sup>

### Children Ages 0-17 Years with Asthma<sup>7</sup>



### For More Information

To find out more about this snapshot or DPH's housing efforts, please contact the Chief of Staff Special Projects Unit at [specialprojects@ph.lacounty.gov](mailto:specialprojects@ph.lacounty.gov). For more about housing and health, see DPH's Housing and Health brief at [publichealth.lacounty.gov/ha/](http://publichealth.lacounty.gov/ha/)